

RAS AL KHAIMAH CAMPUS

The Ras Al Khaimah (R.A.K.) campus offers courses in the College of Humanities and Social Sciences (CHSS), College of Science (COS), School of Management (SOM) and the Volgenau School of Information Technology and Engineering (VSITE). In addition, English language courses are offered through the English Language Institute (ELI).

Enrollment at the R.A.K. campus has increased since its inception from 33 undergraduates in 2006 to 102 undergraduates in 2008 (Table 5.2). In addition to the 102 undergraduates enrolled in courses offered through CHSS, COS, SOM and VSITE, there were 31 students enrolled at the ELI for a total of 133 students taking courses at the R.A.K. campus.

The most popular majors at the R.A.K. campus are the B.S. in Electronics and Communications Engineering, with 40 enrolled students, and the B.S. in Biology, with 20 enrolled students (Table 5.3).

TABLE 5.1 R.A.K. Campus Admissions Summary, Degree Seeking Students, Fall 2008

	Applied		Accepted		Enrolled	
	Number		Number	% of Applied	Number	% of Accepted
First-Time Freshmen	140		71	50.7	32	45.1
Transfers	56		17	30.4	5	29.4
University Total	196		88	44.9	37	42.0

TABLE 5.2 R.A.K. Campus Fall Enrollment Trends by Student Level

Student Level	2006			2007			2008		
	New	Returning	Total	New	Returning	Total	New	Returning	Total
Freshmen	33	0	33	21	29	50	34	20	54
First-Time Freshmen	31	0	31	20	0	20	32	0	32
Other Freshmen	2	0	2	1	29	30	2	20	22
Sophomores	0	0	0	3	1	4	2	38	40
Juniors	0	0	0	0	2	2	1	6	7
Seniors	0	0	0	0	0	0	0	1	1
Undergraduate Total	33	0	33	24	32	56	37	65	102

R.A.K. FALL 2008 STUDENT HEADCOUNT ENROLLMENT

Fig. 5.1 By Student Level

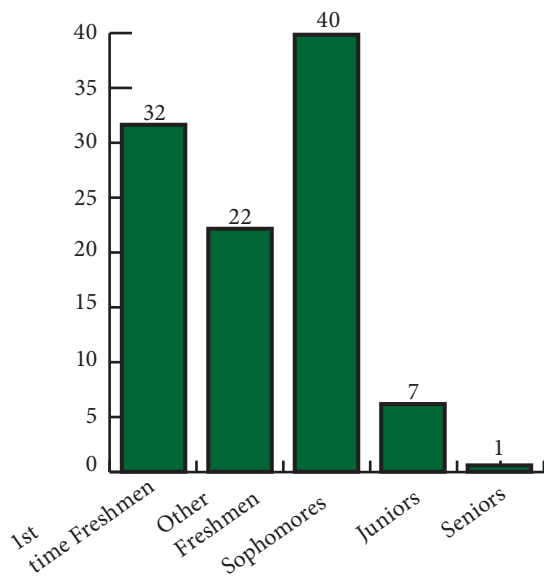


Fig. 5.2 By Gender*

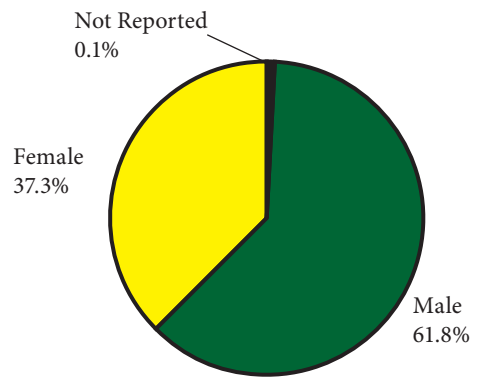


Fig. 5.3 By Course Load

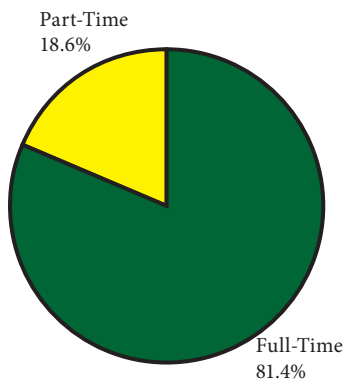
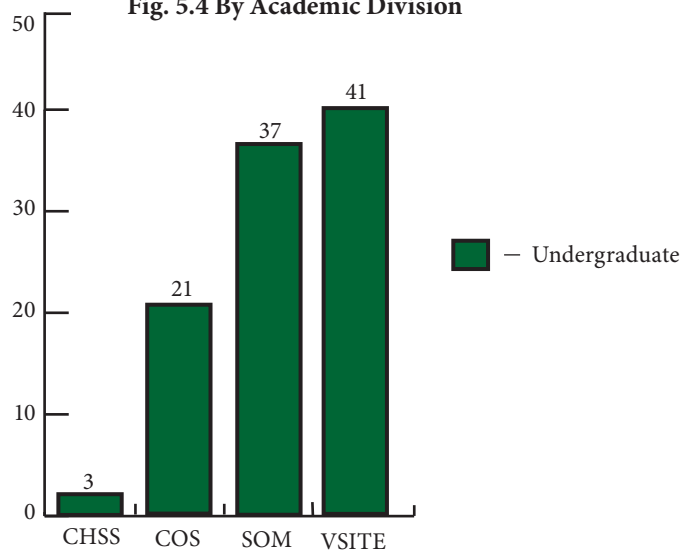


Fig. 5.4 By Academic Division



List of Abbreviations:

CHSS: College of Humanities and Social Science
 COS: College of Science

SOM: School of Management
 VSITE: Volgenau School of Information Technology and Engineering

* Percentages may not add up to 100% due to rounding.

TABLE 5.3 Student Enrollment by Division, Major and Degree, Fall 2008

	Total	Gender		
		Female	Male	Not Reported
COLLEGE OF HUMANITIES AND SOCIAL SCIENCES (CHSS)				
Economics				
BS	2	1	0	1
Global Affairs				
BA	1	1	0	0
CHSS TOTAL	3	2	0	1
COLLEGE OF SCIENCE (COS)				
Biology				
BS	20	12	8	0
Geography				
BS	1	0	1	0
COS TOTAL	21	12	9	0
SCHOOL OF MANAGEMENT (SOM)				
Information Systems and Operations Management				
BS	1	1	0	0
Undeclared				
BPRE	36	12	24	0
SOM TOTAL	37	13	24	0
VOLGENAU SCHOOL OF INFORMATION TECHNOLOGY AND ENGINEERING (VSITE)				
Applied Computer Science				
BS	1	1	0	0
Electronics and Comm Engineering				
BS	40	10	30	0
VSITE TOTAL	41	11	30	0
UNIVERSITY TOTAL	102	38	63	1

TABLE 5.4 Persistence Rates for First-Time, Full-Time, Baccalaureate Degree-Seeking Cohorts at R.A.K.

Cohort Year	Cohort Total	Persistence Rates (%)	
		One-Year	Two-Year
2006	23	73.9	60.9
2007	15	93.3	
2008	21		